

# PRODUCT SPECIFICATION SHEET



Rev. C5

## UFO Crystal Fitting Range

The UFO range of crystal fittings are all designed to give a bright sparkling point of light and a pattern of light cast onto the surrounding surfaces. They are made from high quality european crystal glass. Four crystal fittings are available, each of a different size and shape to give alternative patterns and spreads of light. The crystals are attractive with either a white light source or colour changing model.



The crystals are designed for use with 1.5, 1.8 or 2mm active diameter fibre via a special UFO Crystal ferrule connection. The crystal flanges are finished in chrome or gold colours as standard. Other finishes are available at extra cost. Accessory tubes in three lengths are available to allow easy mounting through single or double skinned substrates.

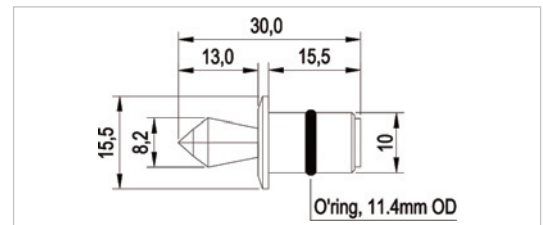


### TECHNICAL INFORMATION

#### CR1



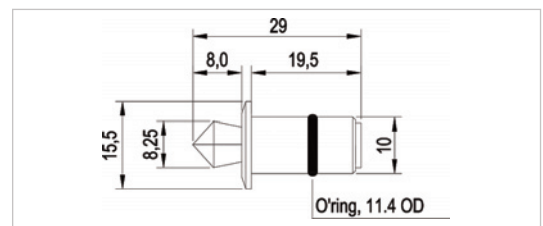
|                       |                        |
|-----------------------|------------------------|
| Flange diameter       | 15.5mm                 |
| Crystal diameter**    | 8.2mm                  |
| Crystal drop length** | 13.0mm                 |
| Recess depth          | 15.5mm                 |
| Finish                | Chrome, gold, special* |



#### CR2



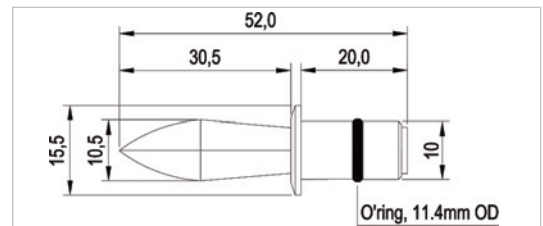
|                     |                        |
|---------------------|------------------------|
| Flange diameter**   | 15.5mm                 |
| Crystal diameter**  | 8.25mm                 |
| Crystal drop length | 8.0mm                  |
| Recess depth        | 19.5mm                 |
| Finish              | Chrome, gold, special* |



#### CR3



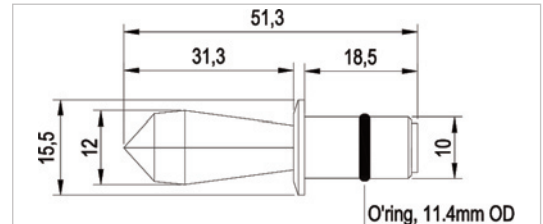
|                       |                       |
|-----------------------|-----------------------|
| Flange diameter       | 15.5mm                |
| Crystal diameter**    | 10.5mm                |
| Crystal drop length** | 30.5mm                |
| Recess depth          | 20.0mm                |
| Finish                | Chrome, gold, special |



#### CR4



|                       |                       |
|-----------------------|-----------------------|
| Flange diameter       | 15.5mm                |
| Crystal diameter**    | 12mm                  |
| Crystal drop length** | 31.3mm                |
| Recess depth          | 18.5mm                |
| Finish                | Chrome, gold, special |



#### FERRULE SIZES

|                     |              |
|---------------------|--------------|
| 1.5mm & 1.8mm fibre | Ø3.5mm crimp |
| 2mm fibre           | Ø5mm crimp   |

#### CRYSTAL CUT OUT SIZES


|                       |         |
|-----------------------|---------|
| Plasterboard          | Ø10.6mm |
| MDF, ply or hardboard | Ø11.4mm |

#### ACCESSORY TUBE CUT OUT SIZES


|                       |       |
|-----------------------|-------|
| Plasterboard          | Ø11.8 |
| MDF, ply or hardboard | Ø12mm |

\*Also available with plastic flange in white, chrome or gold. \*\*Note that overall length and crystal size may vary due to the crystal manufacturing process.

## CR1 CRYSTAL LIGHT PATTERN




## CR2 CRYSTAL LIGHT PATTERN



## CR3 CRYSTAL LIGHT PATTERN



## CR4 CRYSTAL LIGHT PATTERN



## ORDERING CODES

| FITTING     |     | MATERIAL      |    | FINISH |    | FIBRE SIZE |    |
|-------------|-----|---------------|----|--------|----|------------|----|
| CR1 Crystal | CR1 | Brass         | BR | Chrome | CH | 1.5mm      | 15 |
| CR2 Crystal | CR2 | Polycarbonate | PC | Gold   | GO | 1.8mm      | 18 |
| CR3 Crystal | CR3 |               |    | White  | WH | 2.0mm      | 20 |
| CR4 Crystal | CR4 |               |    | Custom | CU |            |    |



e.g. CR1-BR-CH-15      State RAL code for custom finish. White finish is standard on polycarbonate fittings only.

## INSTALLATION TIP

To ensure that you achieve the maximum light pattern effect on the mounting surface it is very important that the cut outs are drilled as straight as possible therefore ensuring that the crystal flanges achieve a good, flat contact with the surface.

## ACCESSORY TUBES



Manufactured from translucent plastic, the sleeves allow easy mounting through single or double skinned substrates. Finished with an internal and external ribbed surface to grip the cut out hole and the crystal.

|         |            |
|---------|------------|
| ATCR25  | 25mm long  |
| ATCR80  | 80mm long  |
| ATCR135 | 135mm long |

