

PRODUCT SPECIFICATION SHEET



Ionic MX-1327 - Full Power

Light efficacy:

42 Lumen/Watt

Colour Rendering Index:

CRI: 97.1

Colour temperature:

2656 K

Output: 104 lm

Peak: 1141 cd

Power: 2.5 W

Current: 0.209 A

Voltage: 12.0 V



Tracking number: n/a

Product name:

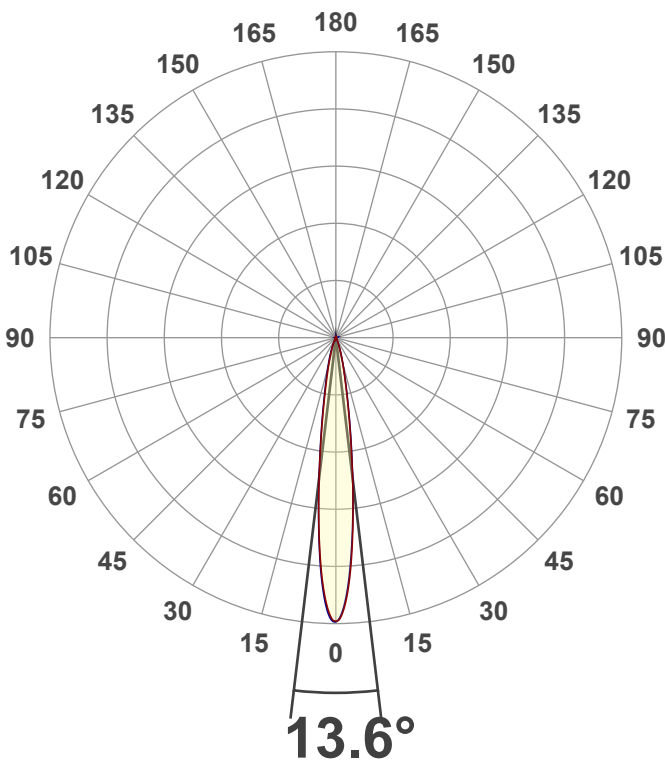
Ionic MX-1327 - Full Power

Description:

Ionic MX, 2700k, >95 CRI, 13 Degrees

Date and time:

21/06/2023 16:25:25

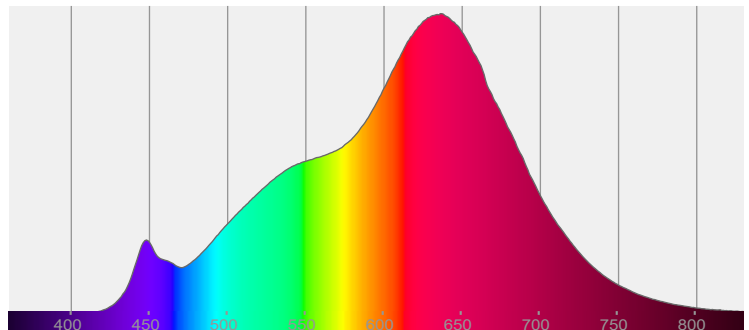


Beam angle



CIE 1931
x: 0.465
y: 0.414

Spectra

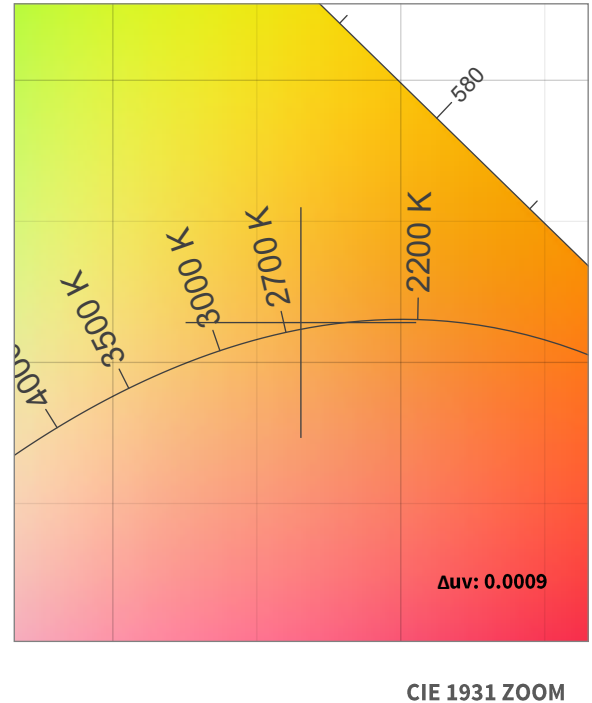
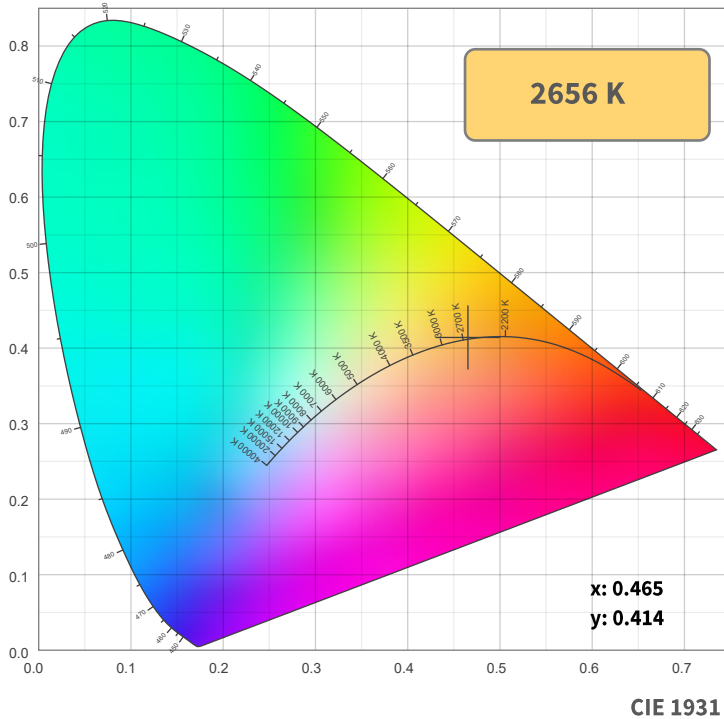


PRODUCT SPECIFICATION SHEET

Ionic MX-1327 - Full Power



Colour details



CRI: 97.1 (R1-R8)

CRI R values, only R1-R8 are used to calculate final CRI value

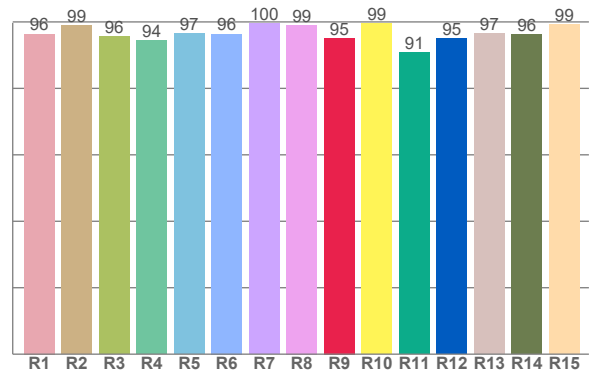
R1	R2	R3	R4	R5	R6	R7	R8	R9	R10	R11	R12	R13	R14	R15
96.4	98.9	95.7	94.5	96.5	96.4	99.5	99.1	95.1	99.5	90.8	95.1	96.6	96.3	99.2

TM30 C values, 16 binned values out of total of 99 C values

C1	C2	C3	C4	C5	C6	C7	C8	C9	C10	C11	C12	C13	C14	C15	C16
97.2	97.2	96.3	95.9	97.3	95.9	96.5	95.9	97.0	97.2	97.3	93.5	94.4	94.5	95.6	92.9

CQS Q values

Q1	Q2	Q3	Q4	Q5	Q6	Q7	Q8	Q9	Q10	Q11	Q12	Q13	Q14	Q15
94.4	95.4	96.6	95.7	94.3	94.2	96.8	95.2	94.9	94.0	93.1	93.0	94.0	96.1	95.5



Colour parameters

Colour temperature	Colour rendering index	Red component	Colour fidelity	Colour gamut	Colour quality scale	Colour coordinate cie 1931	Colour coordinate cie 1931	Colour coordinate	Colour coordinate	Colour deviation from black body
CCT	CRI	CRI R9	TM30 Rf	TM30 Rg	CQS	x	y	u	v	Δuv
2656 K	97.1	95.1	96.1	101.0	94.6	0.465	0.414	0.264	0.353	0.0009

Universal Fibre Optics Ltd
Home Place \ Coldstream
TD12 4DT \ UK
+44 (0)1890 883416 \ www.ufo.lighting

Universal Fiber Optic Lighting USA, LLC
1749 Northgate Blvd
Sarasota \ FL34234 \ USA
941-343-8115 \ www.fiberopticlighting.com

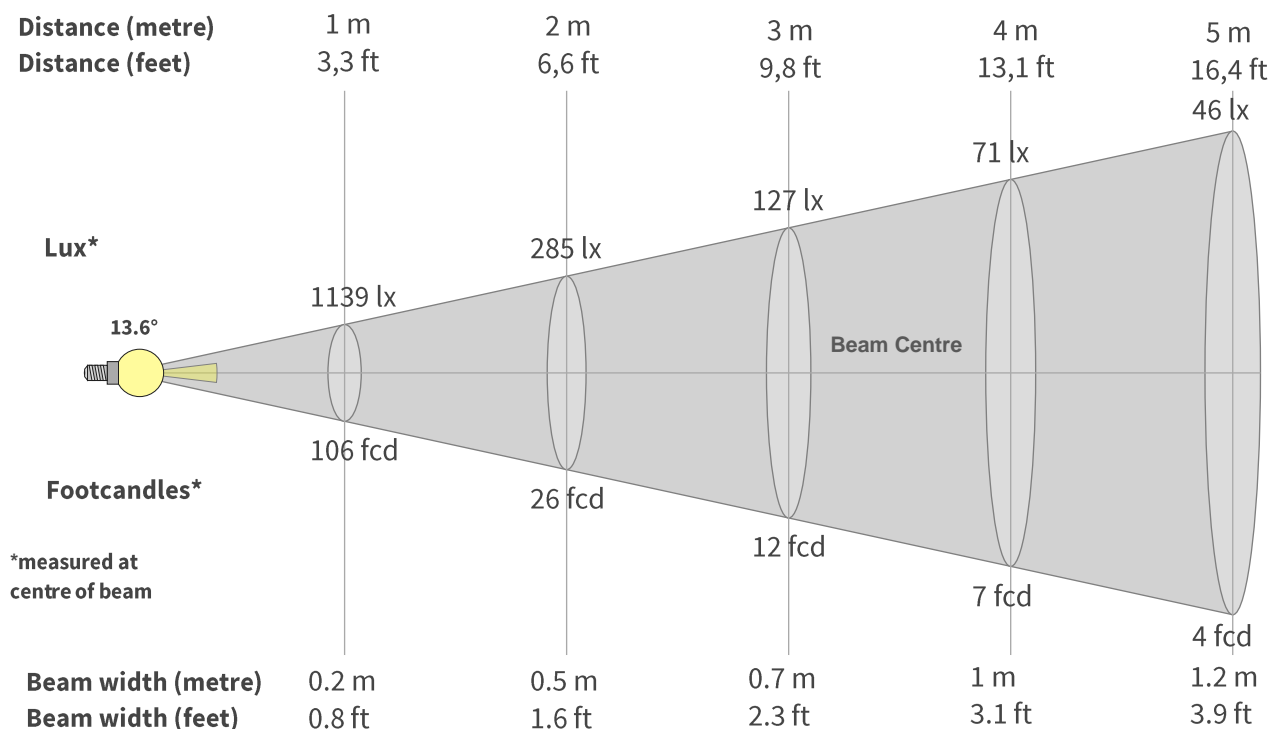
UFO Licht GmbH
Andreasstraße 20
93059 Regensburg \ Deutschland
+49 (0)9491 955880 \ www.ufo-licht.de

PRODUCT SPECIFICATION SHEET

Ionic MX-1327 - Full Power



Beam details



Beam intensities from 1-20m

1m	2m	3m	4m	5m	6m	7m	8m	9m	10m	11m	12m	13m	14m	15m	16m	17m	18m	19m	20m
3.3ft	6.6ft	9.8ft	13.1ft	16.4ft	19.7ft	23ft	26.2ft	29.5ft	32.8ft	36.1ft	39.4ft	42.7ft	45.9ft	49.2ft	52.5ft	55.8ft	59.1ft	62.3ft	65.6ft
1139lx	285lx	127lx	71lx	46lx	32lx	23lx	18lx	14lx	11lx	9lx	8lx	7lx	6lx	5lx	4lx	4lx	4lx	3lx	3lx
105.8fcd	26.5fcd	11.8fcd	6.6fcd	4.2fcd	2.9fcd	2.2fcd	1.7fcd	1.3fcd	1.1fcd	0.9fcd	0.7fcd	0.6fcd	0.5fcd	0.5fcd	0.4fcd	0.4fcd	0.3fcd	0.3fcd	0.3fcd

The data presented in this document is generated using a popular combination of colour temperature and lens using a 350mA driver. We can provide data for all combinations of colour temperatures, drivers and lens options available for a specific fitting – please contact us for these details.

When information is requested for a specific combination there may be a short delay in supplying this as it may require us to set up a testing procedure for that particular combination. We will advise at the time of request how long it will take to supply the data.

Power figures provided have been generated based on the voltage and current to the fitting only and do not allow for any losses due to the driver. We measure this way because our fittings can be used with a variety of different drivers and are loaded differently. These driver variations affect the power factor and efficiency which distorts the figure provided for power consumption.

UFO recommend that a tolerance of +/-5% should be applied to all figures presented on these datasheets due to variances that can occur between different components. For example there may be slight ambient temperature variations during measuring or some slight variations in LED modules through the bin.